













# BLADE SELECTION GUIDE



KEY: Bold = Highly Recommended - Non-Bold = Recommended

BLADES	SIZES	SPECIALITY	RECOMMENDED FOR	DESCRIPTION
<b>DRY CUTTING BLADES</b>				
	<b>KATANA</b> Sizes: 4", 4-1/2", 5", 6"	ALL TILES	<ul style="list-style-type: none"> <li>Building Stone Fabricators</li> <li><b>Tile Contractors</b></li> <li>Monument Builders</li> <li>General Contractors</li> <li>Specialty Contractors</li> </ul>	<ul style="list-style-type: none"> <li>Ultimate Dry Cutting Diamond Blade for Tile Contractor Cuts All Tiles</li> </ul>
	<b>PLUS</b> Sizes: 4", 4-1/2", 5", 6", 7", 8", 9", 10", 12"	GRANITE & HARDER MATERIALS	<ul style="list-style-type: none"> <li><b>Building Stone Fabricators</b></li> <li>Tile Contractors</li> <li><b>Monument Builders</b></li> <li>General Contractors</li> <li>Specialty Contractors</li> </ul>	<ul style="list-style-type: none"> <li>Best Dry Cutting Blade on the Market</li> <li>Perfect for Granite, Engineered Stone, Marble and other hard materials</li> <li>8mm Tall Diamond Layer for a Long Life</li> <li>Recommended for Hard Concrete</li> </ul>
	<b>QUAD</b> Sizes: 4", 5", 6", 7", 8", 9", 10"	GRANITE & HARDER MATERIALS, & FLUSH CUTTING	<ul style="list-style-type: none"> <li><b>Building Stone Fabricators</b></li> <li>Tile Contractors</li> <li><b>Monument Builders</b></li> <li>General Contractors</li> <li>Specialty Contractors</li> </ul>	<ul style="list-style-type: none"> <li>Stone Fabricator's Choice</li> <li>8mm Tall Diamond Layer for a Long Life</li> <li>Accepts our exclusive Quad Drive Adapter, which eliminates the required lock nut</li> <li>Fits most popular High-speed Angle Grinders</li> </ul>
	<b>LIBERO</b> Sizes: 4", 4-1/2", 5", 6", 7"	MARBLE	<ul style="list-style-type: none"> <li><b>Building Stone Fabricators</b></li> <li><b>Tile Contractors</b></li> <li>Monument Builders</li> <li>General Contractors</li> <li>Specialty Contractors</li> </ul>	<ul style="list-style-type: none"> <li>Chip-Free Cutting Even on Toughest Marble</li> <li>Designed to cut materials such as softer marbles, Travertines, Soapstones and Alabaster</li> <li>Fits Most Popular High-speed Angle Grinders and Stone Cutters</li> </ul>
	<b>ECLIPSE II</b> Sizes: 4", 5", 6", 7", 8"	GENERAL PURPOSE	<ul style="list-style-type: none"> <li><b>Building Stone Fabricators</b></li> <li>Tile Contractors</li> <li>Monument Builders</li> <li><b>General Contractors</b></li> <li>Specialty Contractors</li> </ul>	<ul style="list-style-type: none"> <li>Highly Recommended for building materials such as Masonry and Concrete</li> <li>High-end General Purpose Blade for Granite</li> <li>Perfect for your Stone Tile Application</li> <li>Can be used Wet or Dry</li> </ul>
	<b>ECLIPSE Q</b> Sizes: 4", 5", 6", 7", 8"	GRANITE & SOFTER MATERIALS FLUSH CUTTING, SOFT CONCRETE	<ul style="list-style-type: none"> <li><b>Building Stone Fabricators</b></li> <li>Tile Contractors</li> <li>Monument Builders</li> <li><b>General Contractors</b></li> <li>Specialty Contractors</li> </ul>	<ul style="list-style-type: none"> <li>General Purpose blade for building materials such as masonry, concrete and tile</li> <li>8mm Tall Diamond Layer for Long Life</li> <li>Accepts our exclusive Quad Drive Adapters (20mm &amp; 7/8"), which eliminates the required lock nut</li> <li>5" and 6" blades are available in 20mm Quad Drive and 7/8" Quad Drive</li> </ul>
	<b>TRIM MASTER</b> Sizes: 10", 12"	GRANITE/ENG. STONE BACKSPASH, SLIDING & STANDARD MITER SAWS	<ul style="list-style-type: none"> <li><b>Building Stone Fabricators</b></li> <li>Tile Contractors</li> <li>General Contractors</li> <li>Specialty Contractors</li> </ul>	<ul style="list-style-type: none"> <li>Cuts clean and fast cutting on all granites and engineered stones</li> <li>First Dry Cutting blade designed for sliding &amp; standard miter saws</li> <li>5mm Tall Diamond Layer for Long Life</li> <li>Perfect for Baseboards, End Caps, and Mirror Frames</li> </ul>
	<b>LAMINAM</b> Size: 4-3/8"	LAMINAM BY CROSSVILLE® PORCELAIN PANELS	<ul style="list-style-type: none"> <li>Building Stone Fabricators</li> <li><b>Tile Contractors</b></li> <li>General Contractors</li> <li><b>Specialty Contractors</b></li> </ul>	<ul style="list-style-type: none"> <li>Chip-Free Dry Cutting for Laminam material</li> <li>Equipped with a smooth continuous diamond rim</li> <li>Excellent for plunge cutting, trimming &amp; internal corner cuts</li> <li>Cuts other manufactured porcelain panels when used wet</li> <li>Use when textured material cannot be used for the "Score &amp; Snap" method</li> </ul>
	<b>PT CUTTER</b> Sizes: 9", 12", 14"	HARDSCAPE, PORCELAIN PAVER TILES & CONCRETE CUTTING	<ul style="list-style-type: none"> <li>Tile Contractors</li> <li>General Contractors</li> <li><b>Hardscape Contractors</b></li> <li>Specialty Contractors</li> </ul>	<ul style="list-style-type: none"> <li>Perfect for porcelain paver tiles</li> <li>6mm tall diamond layer for a long life</li> <li>Recommended for landscaping tiles</li> <li>Special turbo rim diamond layer sintered directly to the steel core</li> </ul>
	<b>ULTRACUTS</b> Sizes: 3", 4", 4-1/2", 5", 6", 7", 8", 9"	MARBLE, LIMESTONE, ENG. STONE/QUARTZ, CEMENT-BONDED PARTICLE BOARDS, BRICK, CONCRETE, METAL-STRAIGHT & FLUSH CUTTING	<ul style="list-style-type: none"> <li>Building Stone Fabricators</li> <li>Tile Contractors</li> <li><b>General Contractors</b></li> <li>Specialty Contractors</li> </ul>	<ul style="list-style-type: none"> <li>Maintains excellent cutting performance</li> <li>Vacuum Brazed Diamond Technology</li> <li>Maintains its diameter for maximum cutting depth</li> <li>Tile, stone, construction and metal applications</li> <li>Accepts our exclusive Quad Drive Adapter, which eliminates the required lock nut</li> <li>20mm, 5/8" and 7/8" arbors available</li> </ul>







Alpha® Dry Blades may also be used wet providing the specified RPM is maintained. However, Alpha® Wet Blades may not be used dry with exception of the Alpha® Sonic (part numbers TS04AL and TS05AL). In all cases, it is important that the application meet the defined use for that specific blade. Different sizes are available for various applications. Please refer to the specific webpages for additional details.







103 Bauer Drive, Oakland, NJ 07436 • 800-648-7229 • Fax: 800-286-0114  
www.alpha-tools.com



FL2188-0718

BLADES	SIZES	SPECIALITY	RECOMMENDED FOR	DESCRIPTION
<b>WET CUTTING BLADES</b>				
	<b>PORCELLANA</b> Sizes: 4-3/8", 5", 7", 8", 10"	ALL TILES	<ul style="list-style-type: none"> <li>Building Stone Fabricators</li> <li><b>Tile Contractors</b></li> <li>General Contractors</li> <li><b>Specialty Contractors</b></li> </ul>	<ul style="list-style-type: none"> <li>Favorite of Tile and Stone Contractors</li> <li>Cuts Granite, Marble, Porcelain, Engineered Stone, Travertine and Ceramic Tiles</li> <li>3/8" (10mm) Tall Diamond Layer for Long Life</li> <li>Perfect combination with AWS-110 and AWS-125</li> <li>Also available for Portable Rail Saws</li> </ul>
	<b>VETRO</b> Sizes: 4-3/8", 7", 8", 10"	GLASS, TILE & STONE	<ul style="list-style-type: none"> <li>Building Stone Fabricators</li> <li><b>Tile Contractors</b></li> <li>General Contractors</li> <li><b>Specialty Contractors</b></li> </ul>	<ul style="list-style-type: none"> <li>Chip-Free Wet Cutting for Glass Tile and Sheet Glass</li> <li>Equipped with a smooth continuous diamond rim and bond hardness suited for glass materials</li> <li>Excellent choice for plunge cutting, trimming near the edges of glass and cutting on an internal radius</li> <li>Also available for Portable Rail Saws</li> </ul>
	<b>Q-CUT</b> Sizes: 4-1/2", 5", 6", 7", 8", 10"	QUARTZITE & GRANITE, PORCELAIN PAVER TILE	<ul style="list-style-type: none"> <li>Building Stone Fabricators</li> <li><b>Tile Contractors</b></li> <li>General Contractors</li> <li>Specialty Contractors</li> </ul>	<ul style="list-style-type: none"> <li>Formulated to cut Hard Tiles such as Quartzite/Granite</li> <li>Designed for fast, precision chip-free cutting</li> <li>Fits on most popular Tile &amp; Tub Saws</li> <li>Perfect combination with AWS-110 and AWS-125</li> </ul>
	<b>TYPHOON</b> Sizes: 6", 8", 10"	CERAMIC AND MARBLE TILE	<ul style="list-style-type: none"> <li>Building Stone Fabricators</li> <li><b>Tile Contractors</b></li> <li>General Contractors</li> <li>Specialty Contractors</li> </ul>	<ul style="list-style-type: none"> <li>Premium Quality</li> <li>Best Seller for the Ceramic Tile Contractor</li> <li>Proven performer that is great for cutting marble and ceramic tiles quickly and efficiently with tub or tile saws</li> </ul>
	<b>SONIC</b> Sizes: 4", 4-1/2", 6", 7", 8", 10", 12", 14"	CERAMIC TILE	<ul style="list-style-type: none"> <li>Building Stone Fabricators</li> <li><b>Tile Contractors</b></li> <li>General Contractors</li> <li>Specialty Contractors</li> </ul>	<ul style="list-style-type: none"> <li>High quality, general purpose tile blade</li> <li>Designed for clean, easy and efficient cutting of ceramic tile without chipping</li> <li>Perfect Combination with the AWS-110 and AWS-125</li> </ul>
	<b>CORDLESS SAW</b> Sizes: 3-3/8"	GLASS & CERAMIC TILE FOR CORDLESS SAW	<ul style="list-style-type: none"> <li><b>Tile Contractors</b></li> <li><b>General Contractors</b></li> <li><b>Specialty Contractors</b></li> </ul>	<ul style="list-style-type: none"> <li>Continuous rim blade for Wet Cutting Only of Glass tile</li> <li>Continuous turbo rim blade for Wet or Dry cutting of Ceramic Tile</li> <li>15mm arbor for use on cordless battery powered saws</li> </ul>

<b>SPECIALTY BLADES</b>				
	<b>TUCK POINT</b> Sizes: 4"	BRICK RE-POINTING AND FLASH INSTALLATION TUCK-POINTING	<ul style="list-style-type: none"> <li>General Contractors</li> <li><b>Specialty Contractors</b></li> </ul>	<ul style="list-style-type: none"> <li>Premium blade for brick re-pointing and flash installation</li> <li>Hard Bond provides long life</li> </ul>
	<b>HOT-ROD</b> Sizes: 3", 4"	GRANITE, ENGINEERED STONE, MARBLE, PORCELAIN, CRYSTALLIZED GLASS CHANNEL CUTTING & GROUT REMOVAL	<ul style="list-style-type: none"> <li><b>Building Stone Fabricators</b></li> <li>Tile Contractors</li> <li>General Contractors</li> <li>Specialty Contractors</li> <li>Monument Builders</li> </ul>	<ul style="list-style-type: none"> <li>Fast and consistent performance on all materials</li> <li>Segmented blades design for Granite and Engineered Stone</li> <li>Vacuum Brazed Diamonds designed for Marble, Porcelain and Crystallized Glass</li> <li>Perfect Combination with AWS-125 and PSC-150</li> </ul>
	<b>CONTOUR</b> Sizes: 4", 4-1/2", 5", 6"	GRANITE, ENGINEERED STONE, MARBLE, PORCELAIN, CRYSTALLIZED GLASS, ULTRA-COMPACT SURFACES CURVED APPLICATIONS	<ul style="list-style-type: none"> <li><b>Building Stone Fabricators</b></li> <li>Tile Contractors</li> <li>Specialty Contractors</li> </ul>	<ul style="list-style-type: none"> <li>Dual side protection on both sides of the blade</li> <li>Porcelain, Crystallized Glass and Ultra Compact Surface blade has finer diamonds for less chipping</li> <li>6" diameter for CNC Router if machine has a cutting head available</li> <li>Perfect Combination with AWS-110, AWS-125 or PSC-150</li> </ul>
	<b>VORTEX</b> Sizes: 4", 5"	GRANITE, ENGINEERED STONE, MARBLE FLUSH CUTTING & IRREGULAR SHAPES	<ul style="list-style-type: none"> <li><b>Building Stone Fabricators</b></li> <li>Tile Contractors</li> <li><b>Monument Builders</b></li> <li>Specialty Contractors</li> </ul>	<ul style="list-style-type: none"> <li>Designed for Flush Cutting and Intricate Cutting Applications</li> <li>Accepts our exclusive Quad Drive Adapters (20mm), which eliminates the required lock nut</li> <li>Dual side protection on both sides of the blade</li> </ul>

Alpha® Dry Blades may also be used wet providing the specified RPM is maintained. However, Alpha® Wet Blades may not be used dry with exception of the Alpha® Sonic (part numbers TS04AL and TS05AL). In all cases, it is important that the application meet the defined use for that specific blade. Different sizes are available for various applications. Please refer to the specific webpages for additional details.

For detailed information, specifications or to watch them in action, visit our website at [www.alpha-tools.com](http://www.alpha-tools.com).