

# BOOSTER 20 BOOSTER 15



TOGETHER WE BUILD

PISTON PUMP: 2-CYLINDER PISTON PUMP WITH "S" VALVE



BOOSTER 20 | Model # 1106126 | 28 HP Piston Pump

## COMPACT TOWABLE HIGH-PERFORMANCE DIESEL CONCRETE PISTON PUMP

Although it has high-performance output, the compact design of the Booster 20 allows it to function on job sites with limited space - where no other pumps of its capability could fit. This pump is designed and built to provide up to 20 cubic yards per hour of concrete, shotcrete, and high strength grouts.



### CONTROL PANEL



Stainless steel control panel complete with LED indicators and hydraulic gauges

### Technical specifications **YANMAR**

BOOSTER 20	
Engine* - Diesel	3-cylinder Yanmar 3TNV80F-SMIMI
Installed power rate	28 hp
Pumping system	2-cylinder with hydraulic control
Max aggregate size	1 in
Flow rate (**)	3 - 20 cu yd / hr
Pumping pressure (*)	1,000 psi
Pipe outlet	Heavy Duty 4 in
Hopper capacity	7 cu ft
Loading height	42-1/2 in
Width	58 in
Length	161 in
Height	60 in
Weight	3,100 lbs








(\*) Warning: Cancer and Reproductive Harm - <https://www.p65warnings.ca.gov>  
 (\*\*) The max flow rate and the max pumping pressure cannot be performed at the same time.

# BOOSTER 20 BOOSTER 15



TOGETHER WE BUILD

PISTON PUMP: 2-CYLINDER PISTON PUMP WITH "S" VALVE

		BOOSTER 20 APPLICATIONS		
		Pumping of 3/4" concrete	Shotcrete	Grout or Self Consolidating Concrete (SCC) 3/8"
Product / Part #		A	B	C
 Hydraulic power washer Part # 1107171		✓	✓	✓
 5 Function radio remote Part # 1107001		✓	✓	✓
 Four-function remote control w/ 164' cable Part # 1107086		✓	✓	✓
 Rubber hopper extension kit (13 cu ft) Part # 1107196		✓	✓	✓
 Steel hopper extension kit (17 cu ft) Part # 1107197		✓	✓	✓

 Required
  Optional

## STANDARD EQUIPMENT BOOSTER 20

- 3-cylinder liquid-cooled diesel engine, YANMAR
- Automatic greasing system
- Concrete hopper with agitator
- Vibrating grid, 12V
- Hydraulic system with reverse
- Pumping unit with S-valve - automatic compensation of clearance and wear
- 4" Heavy-duty delivery manifold
- Full-featured electric control panel
- Piston head installation and extraction tool kit
- Complete w/heavy-duty highway tow package
- Accessory box with grease pump
- Centralized grease ports
- 4" Cleaning balls
- Surge brakes
- Wheel chocks
- Parking brake