



Noble Sheet Membranes & Shower Products Catalog

- Sheet Membranes
- Shower Pan Liners
- Shower Niches & Benches
- Solid Curbs & Curb Overlays
- Shower Drains
- Pre-Slopes & Shower Bases
- Installation Products
- Adhesives & Sealants



CONTENTS

Sheet Membranes		Thin-Line™ Accessories	
Chloraloy®	5	Thin-Line Inside Corners	14
RichPan	5	Thin-Line Outside Corners	14
NobleSeal® TS.....	6	Thin-Line Pipe Collars	15
NobleSeal® CIS.....	6	Thin-Line Mixing Valve Collars	15
NobleSeal® SIS.....	7	Installation Products	
ValueSeal®.....	7	Positive Weep Protector™	16
Noble Deck™	8	NobleFlex® Drain Flashing.....	16
Noble Curbs.....	8	Inside Corners	17
Noble Niches	9	Outside Dam Corners.....	17
Noble Benches & Shelf Bench	9	Adhesives & Sealants	
Noble Drains		NobleBond EXT.....	18
FreeStyle Linear Drains™	10	NobleBond 21.....	18
Clamping Ring Drains.....	11	NobleSealant 150	18
Thin-Bed Shower Drains	11	NobleWeld 100.....	18
Single-Slope Shower Kits		Tool Clean-up & Care	
ProBase® II	12	Tub O' Towels®.....	19
Pre-Slopes & Shower Bases		Granite, Marble & Tile Wipes.....	19
PRO-SLOPE™	13		
ProBase.....	13		

MERCHANDISING

As a key supplier to hundreds of distributors and retailers throughout the world, Noble Company provides business partners with integral merchandising and point-of-purchase materials. Shower accessory displays (such as the ProBase II, FreeStyle Linear Drain, and Noble Niche Displays) and our NobleSeal sheet membrane samples and literature are available as sales aids to retailers and distributors.



CONTRACTOR TRAINING PROGRAMS

Noble offers contractor training programs focusing on installation methods used with Noble products in commercial and residential applications.

The programs are specifically designed to help tile contractors:

- Avoid costly callbacks
- Improve installation efficiency; optimize time, energy, and money
- Maximize shower sales

These hands-on trainings are being held in various locations throughout the United States and Canada. For more information and to see when training will be held in your area, please contact us at 1-800-878-5788.

CONTINUING EDUCATION SEMINARS

Noble Company is an Authorized Provider of Continuing Education for AIA, IDCEC, and ASID. We conduct seminars for design and construction professionals. These seminars provide information about cost-effective solutions to problems created by today's fast-paced, cost-driven construction techniques.

The programs offer learning unit credits for AIA and IDCEC Continuing Education and Health, Safety & Welfare (LU/HSW). To register for a seminar or obtain more information, contact your local Noble Company Sales Representative or Noble Company at 800-878-5788 or sales@noblecompany.com.





Noble Company, Spring Lake, Michigan

About Noble Company

Founded in 1946, the Noble Company has established a reputation of providing quality, innovative products for the plumbing and tile industries. Identifying problems and developing solutions that add value and exceed customer expectations has been the ongoing mission of our company. Noble Company products are available globally through our distribution network.

SINGLE SHEET MEMBRANE

For more than 50 years, Noble Company has pioneered the use of sheet membranes in the tile and stone industry. NobleSeal brand sheet membranes (TS, CIS, SIS, Noble Deck) and Chloraloy have a core layer which consists of Chlorinated Polyethylene (CPE), an inherently flexible elastomeric sheet guaranteed not to rot, crack, or deteriorate due to microorganisms. Sheet membranes are available for waterproofing, crack isolation, joint bridging, and sound reduction. Noble sheet membranes save time, money, are easy to install, and provide quality solutions to prevent costly failures. All of Noble Company sheet membranes are made in the U.S.A.

PERFORMANCE TESTED

Ensuring that our products are designed to meet the challenges of industry standards is part of Noble's quality assurance program. Noble products have undergone stringent testing to industry standards including ANSI and ASTM, as well as meeting the code requirements of the UPC and IPC. In addition, Noble Company is integral in the continuous improvement and development of installation guidelines and requirements through participation in organizations such as TCNA, NTCA, TCAA, ISO, ANSI, and MMSA.

ICC-ES PMG™



NOBLE COMPANY IS A MEMBER OF THE FOLLOWING ORGANIZATIONS & ASSOCIATIONS:



MOBILE APP

Noble Company now offers a free mobile app. This app allows you to view product videos, details, and instructions on the go. Download for free from the iTunes or Google Play App store.



INSTRUCTIONAL VIDEOS

Noble Company offers free online instructional videos. The videos demonstrate installation techniques of full mortar bed and thin-set methods for showers, as well as an overview of the FreeStyle Linear Drain systems.

These helpful videos can be found online at noblecompany.com or www.YouTube.com/user/NobleCompany

Noble Sheet Membrane Usage Guide

Membrane	Waterproofing	Crack Isolation	Joint Bridging	Sound Reduction	Exterior Applications
Chloraloy®	✓				✓
NobleSeal® TS	✓	✓	✓		
NobleSeal® CIS	✓	✓	✓		
NobleSeal® SIS	✓	✓	✓	✓	
Noble Deck™	✓	✓	✓		✓
ValueSeal®	✓	✓			
RichPan	✓				

Features & Benefits of Noble Sheet Membranes

Versatility of NobleSeal Membranes

Use over common substrates, including:

- Primed gypsum underlayments
- Radiant heating systems
- Most impervious substrates
- Many wood subfloors
- Use for new construction or renovation in residential or commercial applications

Benefits of membranes made from CPE

- Durable, will not rot or crack
- Guaranteed for the life of the original tile installation
- Excellent resistance to chemicals
- Unaffected by a wide range of temperatures & conditions

Installation

- Uniform thickness ensures quality installations by reducing workmanship variables
- Simple installation processes

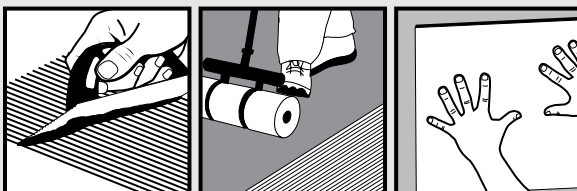
Crack Isolation

- Isolates tile from the substrate to prevent telegraphing substrate defects
- Highest level of protection and performance:
 - Rated "High Performance" in System Crack Resistance portion of ANSI A118.12
 - Rated "Extra Heavy" by Robinson Floor Test

Waterproofing

- Impervious: protects against water and vapor transmission
- Suitable for shower and steam room waterproofing

QUICK & EASY INSTALLATION




1. Apply bonding agent

2. Embed sheet

3. Install tile

Unlike fluid-applied products, our sheet membranes do not require curing, so work can progress as soon as sheets are installed. Sheets also minimize variables in workmanship. Large sections can be created by seaming sheets together.




Made from PVC

¹TCNA
Exposure
Classification:



- ALL WET AREAS
- Hotels
- Condominiums
- Single/Multi-Unit Homes



RICHPAN 1040 PVC SHOWER PAN



FEATURES & BENEFITS

The waterproofing membrane for loose-laid shower pans. RichPan is designed for use under full mortar bed installations of ceramic or stone tile and terrazzo. Great for use as a shower pan liner.

- Barrier to water and vapor
- Sheet membrane: Ensures uniform quality, thickness, and minimizes variables in workmanship
- Made from flexible Polyvinyl Chloride (PVC)
- 5-YEAR PRODUCT WARRANTY

DIMENSIONS

Nominal Thickness: 0.040" (1.0mm)

Roll Sizes:

4' x 50' = 200 sq. ft. (1.2m x 15.2m = 18.6m²)

5' x 50' = 250 sq. ft. (1.5m x 15.2m = 22.8m²)

6' x 50' = 300 sq. ft. (1.8m x 15.2m = 27.4m²)

LISTINGS & APPROVALS



FILE #3577

- ASTM D4551

Made from CPE

¹TCNA
Exposure
Classification:



- ALL WET AREAS
- Food Courts
- Hotels
- Condominiums
- Single/Multi-Unit Homes
- Health Clubs
- Healthcare Facilities
- Malls and Plazas
- Dormitory/Military



Chloraloy[®] CPE SHOWER PAN



FEATURES & BENEFITS

The original CPE waterproofing sheet membrane that sets the standard for loose-laid shower pans. A record of proven performance with over 50 years of successful installations. Chloraloy is designed for use under full mortar bed installations of ceramic or stone tile and terrazzo. Excellent for use as a shower pan liner or to waterproof roman tubs, steam rooms, bathrooms, and hydrotherapy rooms.

- Unsurpassed barrier to water and vapor
- Proven performance – more than 50 years
- Easy to fabricate and form – holds a crease so corners and folds are tight
- Sheet membrane: Ensures uniform quality, thickness, and minimizes variables in workmanship
- Made from high-grade Chlorinated Polyethylene (CPE)
- LIFETIME WARRANTY

DIMENSIONS

Nominal Thickness: 0.040" (1.0mm)

Roll Sizes:

4' x 50' = 200 sq. ft. (1.2m x 15.2m = 18.6m²)

5' x 40' = 200 sq. ft. (1.5m x 12.2m = 18.6m²)

6' x 33.3' = 200 sq. ft. (1.8m x 10.1m = 18.6m²)

LISTINGS & APPROVALS



FILE #3046

- ASTM D4068
- ASTM E96 Procedure A 0.07 Perms

¹ **Exposure Classifications (See TCNA Handbook):** The end user significantly affects the amount of water and vapor an installation will be exposed to. Examples provided [below] and the classifications assigned to the individual methods are guidelines only and are not meant to be all inclusive. Base installation method selection on actual exposure levels, and consult with product manufacturers and their specifications. In methods where inclusion of a waterproof membrane is optional, the design professional must clearly specify that a membrane is desired. Optional membranes are not included unless clearly specified. - *Excerpt from TCNA Handbook*

Made from CPE

¹TCNA
Exposure
Classification:



- ALL WET AREAS
- Food Courts
- Hotels
- Condominiums
- Single/Multi-Unit Homes
- Health Clubs
- Healthcare Facilities
- Malls and Plazas
- Dormitory/Military

NobleSeal® TS WATERPROOFING



FEATURES & BENEFITS

The membrane that sets the industry standard for bonded thin-bed waterproofing and crack isolation. Use in wet areas including showers and continuous use steam showers and other interior applications. NobleSeal TS has superior permeation characteristics. With more than 30 years of proven industry performance, NobleSeal TS is installed in some of the world's most prestigious projects.

- Unsurpassed quality and performance
- Suitable for steam showers – impervious to water and vapor (0.15 perms)
- Highest performing crack isolation membrane available: Bridges more than 1/8" movement
- Sheet membrane: Ensures uniform quality, thickness, and minimizes variables in workmanship
- Lightweight and easy to fold and crease
- Durable and resistant to chemical compounds
- Made from Chlorinated Polyethylene (CPE)
- For best results, install with NobleBond EXT as bonding agent
- LIFETIME WARRANTY

DIMENSIONS

Nominal Thickness: 0.030" (0.8mm)
Roll Sizes: 5' x 100' = 500 sq. ft. (1.5m x 30.5m = 46.5m²)

LISTINGS & APPROVALS



PMG-1059




FILE #4339

- Meets ANSI A118.10 Waterproofing
- ASTM E96 Procedure E 0.15 Perms
- ASTM C627 "Extra Heavy"
- ANSI A118.12 (Jig Test) "High Performance"

Made from CPE

¹TCNA
Exposure
Classification:



- High-Rise Buildings
- Department Stores
- Airports
- Radiant Heating
- Hotels
- Condominiums
- Single/Multi-Unit Homes
- Malls and Plazas
- Dormitory/Military

NobleSeal® CIS CRACK ISOLATION



FEATURES & BENEFITS

Bridges more than 1/8" movement. For use over common substrates including concrete, cured mortar beds, primed gypsum underlayments, many wood subfloors, and radiant heat. A superior membrane with the highest ANSI standard performance rating for crack isolation. With more than 25 years of proven industry performance, NobleSeal CIS is installed in some of the world's most prestigious projects.

- Superior performance for residential and commercial crack protection
- Impervious to water and vapor (0.15 perms)
- Sheet membrane: Ensures uniform quality, thickness, and minimizes variables in overall workmanship
- Lightweight and easy to fold and crease
- Made from Chlorinated Polyethylene (CPE)
- Great solution for OSB and lightweight gypsum underlayments
- Fully compatible with a variety of multi-purpose thin-set bonding agents that meet ANSI A118.4
- For best results, bond with NobleBond adhesives
- LIFETIME PRODUCT WARRANTY
- 10-YEAR CRACK-FREE PERFORMANCE WARRANTY

DIMENSIONS

Nominal Thickness: 0.030" (0.8mm)
Roll Sizes:
2' x 50' = 100 sq. ft. (0.6m x 15.2m = 9.3m²)
3' x 50' = 150 sq. ft. (0.9m x 15.2m = 13.9m²)
4' x 50' = 200 sq. ft. (1.2m x 15.2m = 18.6m²)
6' x 50' = 300 sq. ft. (1.8m x 15.2m = 27.9m²)

LISTINGS & APPROVALS



PMG-1059




FILE #4339

- ASTM C627 "Extra Heavy"
- ANSI A118.12 (Jig Test) "High Performance"
- Meets ANSI A118.10 Waterproofing

Made from CPE

¹TCNA
Exposure
Classification:



- High-Rise Buildings
- Libraries
- Apartment Buildings
- Hotels
- Condominiums
- Single/Multi-Unit Homes
- Healthcare Facilities
- Dormitory/Military

Made from POLYETHYLENE

¹TCNA
Exposure
Classification:



- ALL WET AREAS
- Food Courts
- Hotels
- Condominiums
- Single/Multi-Unit Homes
- Health Clubs
- Healthcare Facilities
- Apartment Buildings
- Dormitory/Military

NobleSeal® SIS SOUND REDUCTION

U.S. Patent No. 6,077,613



ValueSeal® WATERPROOFING



FEATURES & BENEFITS

The superior sound reduction membrane for use under hard surface floors including ceramic and stone tile, and hardwood flooring. Use over common substrates such as concrete, cured mortar beds, tile backer boards, many plywood subfloors, radiant heat, and primed gypsum underlayments. NobleSeal SIS is the only membrane that offers sound reduction, crack isolation, and waterproofing all in one thin sheet.

- Effective impact sound reduction
- Also provides waterproofing and crack isolation
- More than 20 years of proven industry performance
- The thin profile of SIS minimizes elevation, door-jamb, and cabinet height issues
- Excellent for renovations
- Sheet membrane: Ensures uniform quality, thickness, and minimizes variables in overall workmanship
- Made from Chlorinated Polyethylene (CPE)
- For best results, bond with NobleBond adhesives
- LIFETIME WARRANTY

DIMENSIONS

Nominal Thickness: 0.050" (1.25mm)
Roll Sizes: 6' x 33.3' = 200 sq. ft. (1.8m x 10.2m = 18.6m²)

LISTINGS & APPROVALS



PMG-1059



FILE #4339

- ASTM E492; ASTM E90:
ICC = 62; STC = 59
- ASTM E2179: = 12
- Meets ANSI A118.13 Sound Reduction
- Meets ANSI A118.10 Waterproofing
- ASTM C627 Crack Isolation "Extra Heavy"
- ANSI A118.12 (Jig Test)
"High Performance"

FEATURES & BENEFITS

ValueSeal is an ultra-thin, cost-effective sheet membrane for interior waterproofing of floors and walls. Designed for bonded waterproofing applications in both residential and commercial construction. At 16 mils, it is Noble's thinnest membrane. ValueSeal has superior characteristics and more seaming options than other thin waterproofing sheet membranes on the market.

- Thin, lightweight, flexible
- Holds a crease
- Crack isolation when installed with NobleBond EXT
- For commercial and residential use
- Available in 3' and 6' widths
- Can be bonded with modified thin-set or NobleBond EXT
- Translucent, easily see coverage of bonding agent
- Made from Polyethylene
- 10-YEAR PRODUCT WARRANTY

DIMENSIONS

Nominal Thickness: 0.016" (0.4mm)
Roll Sizes:
3' x 33.3' = 100 sq. ft. (0.9m x 10.15m = 9.3m²)
3' x 100' = 300 sq. ft. (0.9m x 30.48m = 27.9m²)
6' x 66.67' = 400 sq. ft. (1.8m x 20.32m = 36.6m²)
5" x 30' Cap Strip

LISTINGS & APPROVALS



PMG-1059



FILE #4339


- Meets ANSI A118.10 Waterproofing
- ASTM E96 Procedure E less than 0.5 Perms
- ASTM C627 Crack Isolation "Heavy"
- Meets ANSI A118.12 (Jig Test) when installed with NobleBond EXT

Made from CPE

¹TCNA
Exposure
Classification:



- Decks
- Plazas
- Balconies
- Walkways
- Pool Decks



Noble Deck™ EXTERIOR WATERPROOFING



FEATURES & BENEFITS

The most effective sheet membrane for thin-bed waterproofing and crack isolation of exterior tile installations. For new construction and renovation of concrete decks, plazas, balconies, walkways, etc.

- High performing crack isolation membrane: Bridges more than 1/8" movement
- No need for additional waterproofing
- Sheet membrane: Ensures uniform quality, thickness, and minimizes variables in overall workmanship
- More than 15 years of proven performance
- Suitable over some plywood decks that are covered with backer board or a reinforced mortar bed
- No curing – install tile immediately
- For best results, bond with NobleBond EXT
- Made from Chlorinated Polyethylene (CPE)
- 10-YEAR PRODUCT WARRANTY

DIMENSIONS

Nominal Thickness: 0.040" (1.0mm)
Roll Sizes: 6' x 50' = 300 sq. ft. (1.8m x 15.2m = 27.9m²)

LISTINGS & APPROVALS



PMG-1059



FILE #4339

- Meets ANSI A118.10 Thin-Bed Waterproofing
- ASTM C627 Crack Isolation "Extra Heavy"
- ANSI A118.12 (Jig Test) "High Performance"



Noble Curbs CURB OVERLAYS & SOLID CURBS



FEATURES & BENEFITS

Creates a tileable surface over the dam. Made from Expanded Polystyrene (EPS) and coated with acrylic polymer finish for thin-set installation of ceramic or stone tile. Easy to install, eliminates need for penetrations of the shower pan liner inside or on top of the dam. Lightweight, durable, and easily cut to size. Custom sizes are also available with minimum quantity orders.

SIZES

Both the Solid Curb and the Curb Overlay are available in 3', 4', and 5' lengths.*

*Custom sizes with minimum quantity order.

Noble Niches

SHOWER RECESSES



FEATURES & BENEFITS

Preformed, waterproof, and ready to tile, these shower niches from Noble Company put the finishing touch to any custom project. Made from durable, lightweight materials, and install in minutes without penetration of the Niche. No outside edges to feather. Available in custom shapes and sizes with minimum quantity orders.

*Adjustable Shelf: #314 includes one adjustable shelf, #2942 includes two adjustable shelves, and #2943 includes three adjustable shelves.

SIZES *Sizes represent Rough-In Dimensions - Depth is 3-7/8"*



#314*
Rectangular
14-1/4" W x 22-1/2" H



#302 Peaked
14-1/4" W x 22-1/2" H




#304 Wide Combo
14-1/4" W x 22-1/2" H



#303 Wide Combo Arch
14-1/4" W x 22-1/2" H



#278 Spice Rack
14-1/2" W x 16-1/4" H



#301 Square
14-1/2" W x 14-1/2" H



#305 Narrow Combo
8-1/4" W x 22-1/2" H



#306 Narrow Combo Arch
8-1/4" W x 22-1/2" H



#2781
Four-Shelf Corner
12-3/4" W x 96" H



#2782
Two-Shelf Corner
12-3/4" W x 96" H



#2943*
48" Tall
14-1/4" W x 48" H



#2942*
31.5" Tall
14-1/4" W x 31-1/2"



#308 Soap
8-1/4" W x 8-1/4" H



#2885 Double Square
14-1/4" W x 27-3/4" H

Noble Benches

SHOWER BENCHES



FEATURES & BENEFITS

Preformed, waterproof, and ready to tile, Noble Benches are a convenient addition to any custom shower. Can be cut and combined to create custom seating in any shower or wet area. Made from durable, lightweight materials, they are easy to install. Available in custom shapes and sizes with minimum quantity orders.*

Shelf Bench seat is made from Extruded Polystyrene (XPS), coated with acrylic polymer finish for thin-set installation of ceramic or stone tile and supported with a high-quality aluminum frame.

SIZES



SMALL TRIANGULAR
#400
22" W x 20" H x 15 1/2" D



LARGE TRIANGULAR
#402
32 1/2" W x 20" H x 23" D



CURVED
#406
15 1/2" R x 20" H



SQUARE
#404
11 1/2" W x 20" H x 11 1/2" D



LARGE RECTANGULAR
#411
36" W x 20" H x 15 1/2" D



SMALL RECTANGULAR
#412
36" W x 20" H x 11 1/2" D



SHELF BENCH
#414
22 7/8" D x 32 5/16" W x 4" H
**No custom sizes available for Shelf Bench*

U.S. Patent No. 8,225,435
Canadian Patent No. 2649450

NOBLE DRAINS

VIEW MORE PRODUCT
DETAILS, VIDEOS,
AND DIAGRAMS ONLINE



FreeStyle Linear Drains™

U.S. Patent No. 8,474,068
Canadian Patent No. 2,690,794
Patent Pending: EP Publication No. 2354339

FEATURES & BENEFITS

Contemporary styling with a selection of seven drain lengths and brushed stainless steel or tile top strainers. FreeStyle Linear Drains allow the use of larger tiles for greater design flexibility. A clamping collar assures a watertight connection between the drain and the waterproofing sheet membrane. Low profile and high capacity drainage (36 GPM) make the FreeStyle Linear Drain ideal for use in barrier-free/ADA showers. Customize and combine these for a unique design with standard or large format tiles. The removable internal pre-strainer makes maintenance a breeze. **FULL MORTAR BED ADAPTER KIT AND CONNECTOR KIT ALSO AVAILABLE.**

SIZES*

- 24" Drain: 24"L x 4-1/2"W x 1-1/4"D
- 32" Drain: 32"L x 4-1/2"W x 1-3/8"D
- 36" Drain: 36"L x 4-1/2"W x 1-3/8"D
- 40" Drain: 40"L x 4-1/2"W x 1-7/16"D
- 48" Drain: 48"L x 4-1/2"W x 1-1/2"D
- 54" Drain: 54"L x 4-1/2"W x 1-9/16"D
- 60" Drain: 60"L x 4-1/2"W x 1-5/8"D

*All sizes available in PVC or ABS

STRAINERS



Style: Pyramid¹ Finish: Stainless Steel



Style: Slotted¹ Finish: Stainless Steel



Style: Wave Finish: Stainless Steel



Style: Cross-Hatch Finish: Stainless Steel



Style: Tile Top¹ Finish: Insert your tile

¹Complies with ADA guidelines for handicap accessible showers.



Approved by the State of Massachusetts

Clamping Ring Drains

HIGH QUALITY SHOWER DRAINS

FEATURES & BENEFITS

Three-part shower drains that provide a mechanical attachment of the waterproofing sheet membrane to ensure waterproof integrity, and quality construction helps ensure durable performance.

The weep slots and holes on both sides of the collar maximize drainage. With over 2" of height adjustment available, this drain is built with brass inserts in the collar and the tail-piece prevents damage from over-tightening.

SIZES

See the Clamping Ring Drain Product Description CAD drawing for dimensions.

STRAINERS



Polished Stainless
#3925 PVC



Polished Stainless
#3926 PVC



Brushed Golden Nickel
#392 PVC / #3921 ABS



Oil Rubbed Bronze
#3881 PVC



Oil Rubbed Bronze
#3891 PVC / #3927 ABS



Chrome Plated
#3912 PVC / #3913 ABS



Matte Silver
#3923 PVC



Matte Silver
#3924 PVC / #3928 ABS



Chrome Plated
#391 PVC / #3911 ABS



Square Tile-In PVC
#3929 4" / #3930 5"



Square Brushed Nickel
#3931 PVC / #3933 ABS



Round Brushed Nickel
#3932 PVC / #3934 ABS



Thin-Bed Drains

TOP MOUNTED CLAMPING COLLAR

FEATURES & BENEFITS

Stainless steel floor flange and clamping collar with PVC body that can be tied directly into a sheet membrane waterproofing system. This Thin-Bed Drain is designed for surface applied, bonded waterproofing membranes. With the clamping collar flush with the strainer, water is able to flow directly into the drain. No weep holes are required. The Thin-Bed Drain from Noble Company adjusts from flush to 3/4" to accommodate various tile depths. Low profile makes it ideal for barrier free showers.

SIZES

See the Thin-Bed Drain Product Description CAD drawing for dimensions.

STRAINERS



Chrome #3852



Chrome #3855



Stainless Steel #3851



Stainless Steel #3854



Brushed Golden Nickel #385



Brushed Golden Nickel #3853



SINGLE-SLOPE SHOWER KITS

VIEW MORE PRODUCT
DETAILS, VIDEOS,
AND DIAGRAMS ONLINE



ProBase® II

PREFORMED SHOWER BASE

Patents Pending

FEATURES & BENEFITS

ProBase II is a single slope-to-drain preformed shower base providing an ideal integration with FreeStyle Linear Drains. This preformed shower base offers superior impact resistance. Noble waterproofing sheet membrane bonds directly to the base. It's low profile allows for ADA compliant configurations. The base is easy to cut and can accommodate various shower size installations. No substrate modification is required.

Custom sizes with minimum order quantities.

FOR SHOWER SIZES 32" X 60" AND SMALLER

32" x 60" Base Kit includes:

- 32" x 60" base with off-set shims
- ValueSeal waterproofing sheet membrane
- FreeStyle Linear Drain (Selection of 24" or 32" drain)
- Solid Curb(s)
- Thin-Line Inside Corners
- Thin-Line Outside Corners
- Thin-Line Mixing Valve Collar
- Thin-Line Pipe Collar
- NobleSealant

FOR SHOWER SIZES 36" X 36" TO 64" X 64"

Base Kit includes:


- 64" x 64" base with off-set shims

Accessory Kit includes:

- ValueSeal waterproofing sheet membrane including 6' length for one piece pan (no seams on floor)
- FreeStyle Linear Drain (selection of 32" to 60" drain)
- Solid Curb
- Thin-Line Inside Corners
- Thin-Line Outside Corners
- Thin-Line Mixing Valve Collar
- Thin-Line Pipe Collar
- NobleSealant

PRE-SLOPES & SHOWER BASES

VIEW MORE PRODUCT
DETAILS, VIDEOS,
AND DIAGRAMS ONLINE



PRO-SLOPE™ CODE REQUIRED PRE-SLOPE

FEATURES & BENEFITS

Patented preformed composite made from Expanded Polystyrene (EPS) with a reinforced cutting template that creates a code required slope under the waterproofing sheet membrane in a full mortar bed application. Durable and strong, rated at 500 lbs./sq ft., PRO-SLOPE is lightweight and easy to cut. An ideal accessory for any shower installation.

SIZES

40" x 40" PRO-SLOPE Kit
60" x 60" PRO-SLOPE Kit
40" x 80" Tub Replacement Kit
20" x 40" Tapered Extension
20" x 40" Flat Extension
30" x 60" Tapered Extension
30" x 60" Flat Extension

ProBase® PREFORMED SHOWER BASE

U.S. Patent No. 8,230,535
Canadian Patent No. 2,689,796
Patent Pending: EP Publication No. 10150233.4



FEATURES & BENEFITS

One-piece, waterproof, sloped shower base that is ready to tile. Made from high-strength polypropylene honeycomb with a Noble sheet membrane laminated to the top side. Cut to size with a standard utility knife. Installs in minutes.

SIZES

48" x 48" ProBase
32" x 60" ProBase with center drain
32" x 60" ProBase with end drain
Custom sizes available with minimum quantity order.

THIN-LINE™ ACCESSORIES

VIEW MORE PRODUCT
DETAILS, VIDEOS,
AND DIAGRAMS ONLINE



Thin-Line Inside Corners **PREFORMED SHOWER CORNERS**

FEATURES & BENEFITS

The Thin-Line Inside Corners are ultra-thin and are ideal when build-up in corners is a concern. Seals lap corners to protect against leaks.

SIZE

2-1/8" high x 4-3/4" deep x 4-3/4" wide
Nominal Thickness of 0.024"




Thin-Line Outside Corners **PREFORMED SHOWER CORNERS**

FEATURES & BENEFITS

The Thin-Line Outside Corners are ultra-thin and protect against leaks at dams and outside corners.

SIZES

2-3/8" high x 6-3/4" deep x 6-3/4" wide
Nominal Thickness of 0.024"




Thin-Line Pipe Collars **PREFORMED WATERPROOFING COLLAR**

FEATURES & BENEFITS

Thin-Line Pipe Collar is ultra-thin and provides flashing to shower pipes.

SIZE

4-3/4" high x 4-3/4" wide x 7/16" I.D.
Nominal Thickness of 0.024"



Thin-Line Mixing Valve Collars **PREFORMED WATERPROOFING COLLAR**

FEATURES & BENEFITS

Thin-Line Mixing Valve Collar is ultra-thin and provides flashing to shower valves.

SIZES

9-3/4" high x 9-3/4" wide x 1-1/4" I.D.
Nominal Thickness of 0.024"

Thin-Line Installation Combo Pack

Thin-Line Installation Accessories are also available in a combo pack. This unit includes: 4 Inside Corners, 4 Outside Corners, 1 Pipe Collar, and 1 Mixing Valve Collar

INSTALLATION PRODUCTS

VIEW MORE PRODUCT
DETAILS, VIDEOS,
AND DIAGRAMS ONLINE



Positive Weep Protector™ DRAINAGE SOLUTION

FEATURES & BENEFITS

Keeps weep holes in clamping ring open to facilitate drainage and helps prevent mortar bed saturation. The Positive Weep Protector from Noble Company is an easy to install, permanent solution to any full mortar bed installation, and is included in every PRO-SLOPE™ kit. Also sold individually.

SIZE

One size fits all



NobleFlex® DRAIN FLASHING

U.S. Patent No. 7,632,401



FILE #4339



PMG-1059

FEATURES & BENEFITS

Provides smooth transition of thin-set waterproofing sheet membrane to a clamping ring drain. Enables the use of Noble bonded membranes (ANSI A118.10) with traditional clamping ring drains. Also facilitates membrane to drain transition when the drain is set too low. Provides an alternative to "integrated bonding flange" drains.

SIZES

3/4" Deep
1-1/8" Deep
1-1/2" Deep
1-3/4" Deep
2" Deep

Custom sizes available with minimum quantity order.



Inside Corners ***PREFORMED SHOWER CORNERS***

FEATURES & BENEFITS

Seals lap corners to protect against leaks. Made from Chlorinated Polyethylene (CPE), they will not rot, crack, or deteriorate due to microorganisms.

SIZES

3-1/4" high x 3-1/4" deep x 4-3/4" wide
Custom sizes available with minimum quantity order.



Outside/Dam Corners ***PREFORMED SHOWER CORNERS***

FEATURES & BENEFITS

Protects against leaks at dams and outside corners. Provides a quicker, watertight installation. Available in CPE and PVC.

SIZES

3-1/8" high x 5-3/4" diameter
Custom sizes available with minimum quantity order.

ADHESIVES & SEALANTS

VIEW MORE PRODUCT
DETAILS, VIDEOS,
AND DIAGRAMS ONLINE



NobleBond EXT SHEET MEMBRANE BONDING

FEATURES & BENEFITS

Wet-set adhesive for bonding NobleSeal and Noble Deck sheet membranes in interior and exterior applications, including showers. NobleBond EXT is a high-strength, water resistant adhesive with a fast cure time making it ideal for horizontal and vertical surfaces. Contains antimicrobial protection, which inhibits the growth of mildew and bacteria. Can be used over cured concrete, cementitious backer boards, plywood that has not been chemically treated, terrazzo substrates, and more. NobleBond EXT can also be used with radiant heating systems.

SIZES

1 gallon and 4 gallon pails
Coverage: approximately 80-100 sq. ft. / gallon

NobleSealant 150 SHEET MEMBRANE SEAMING & SEALING

FEATURES & BENEFITS

Polymeric waterproof sealant for seaming sheet membranes together. Can be used as a concealed terminal edge sealant. Also used to spot bond sheets to vertical or horizontal surfaces or to bond preformed corners to membranes, studs, etc.

SIZES

Available in 10.3 oz. tubes
Coverage: approximately 40 linear feet / tube (3/16" bead)

NobleBond 21 SHEET MEMBRANE BONDING

FEATURES & BENEFITS

Pressure sensitive, ready-to-use, latex-based adhesive for horizontal, interior dry applications. Use to bond NobleSeal sheet membranes for crack isolation/joint bridging and sound reduction on floors. Not suitable for vertical, exterior, or wet area applications. NobleBond 21 can be used over cured concrete, primed gypsum underlayment, plywood that has not been chemically treated, terrazzo substrates, and more. NobleBond 21 can also be used with radiant heating systems. Low odor - zero VOCs.

SIZES

4 gallon pails
Coverage: approximately 150 sq. ft. / gallon

NobleWeld 100 SOLVENT SEAMING FOR BARE CPE SHEET MEMBRANES

SIZES

1 pint and 1 quart container
Coverage: approximately 50 linear feet / pint

PVC Seam Cement SOLVENT SEAMING FOR PVC SHEET MEMBRANES

SIZES

1 pint container
Coverage: approximately 50 linear feet / pint

TOOL CLEAN-UP & CARE

VIEW MORE PRODUCT
DETAILS, VIDEOS,
AND DIAGRAMS ONLINE



Tub O' Towels® **HEAVY DUTY CLEANING WIPES**

FEATURES & BENEFITS

Tub O' Towels industrial-strength wipes are specially formulated to be tough on grease, tar, ink, paint, dirt, grime, and many other messes. While designed to clean thousands of surfaces including tile, tools, metal, leather, floors, walls, auto interiors and exteriors, and so much more, these wipes are excellent at cleaning your hands.

SIZE

90-Count Canister
40-Count Canister
Single Packs



Tub O' Towels® **Granite, Marble & Tile** **HEAVY DUTY CLEANING WIPES**

FEATURES & BENEFITS

Cleans and protects granite, marble, and sealed stone surfaces through a powerful cleaning formula without harsh chemicals or additives. Safe to use every day.

SIZES

40-Count Canister
Single Packs

Noble Company develops and manufactures premium-quality products that are reliable, time-saving, and add value to any installation. Noble sheet membranes and shower products are installed in some of the most high-profile, prestigious properties in the world.



CITY CENTER PROJECT, LAS VEGAS, NEVADA
Products Installed: *NobleSeal TS, Noble Deck, NobleSeal SIS, NobleBond EXT, NobleSealant 150, and shower accessories.*



ATLANTIS RESORT & HOTEL, BAHAMAS
Product Installed: *NobleSeal SIS*



LAGUNA HONDA HOSPITAL, SAN FRANCISCO, CALIFORNIA
Product Installed: *NobleSeal TS*
Laguna Honda received silver certification by the U.S. Green Building Council's Leadership in Energy and Environmental Design (LEED) program on June 18, 2010, becoming the first green-certified hospital in California.



BURJ KHALIFA, DUBAI, UNITED ARAB EMIRATES (UAE)
Products Installed: *NobleSeal TS and Chloraloy*



P.O. Box 350 · Grand Haven, MI 49417-0350 · 800-878-5788 · Fax: 231-799-8850
© 2018 Noble Company ® Registered Trademark of Noble Company™ Trademark of Noble Company, Grand Haven, MI
© 2018 Tub O' Towels All Rights Reserved ® Registered Trademark of Tub O' Towels, Cleveland, OH

File #D9092018-04 | 10/18 | Supersedes D9052018-04

