

STEP-UP 120A


PROGRESSIVE CAVITY PUMP: SCREW PUMP FOR SELF-LEVELING AND GROUTS



STEP-UP 120A | Model # 1106054 | 220V/60Hz, 3 Phase

QUIETLY SPRAY AND PUMP LARGE VOLUMES

Best described as a pure high flow material pump for self-leveling materials and non-shrink grouts. Designed to provide 9.5 cubic yard per hour performance efficiently and quietly in restricted job site environments. Its sole mission is to pump large quantities of material through a unique high flow rotor/stator pumping system. Pump or spray mortars, stuccos, grouts, restoration mortars, underlayments, fireproofing, waterproofing, and many other materials.




SHOTCRETE GUN

A low-cost alternative to piston pumps. Add a towable compressor to the gun and feed from a ready-mix truck.



OPTIONAL NON-TOWING KIT

Add the optional non-towing wheel kit with lifting handle for easy transport around the jobsite.















Technical specifications

	STEP-UP 120 A
Supply	220v/60Hz, 3 Phase
Motor power rate	10 hp
Max grain size	3/8 in
Flow rate	9.5 cu yds / hr
Max pumping distance	200 ft
Max pumping height	100 ft
Hopper capacity	4.25 cu ft
Dimensions	32 W x 91 L x 38 H in
Weight	616 lbs
Sound pressure level	< 79 dB (A)

(*) The pumping distance will vary depending upon the type of material being used.



STEP-UP 120 A APPLICATIONS			
 STANDARD ROTOR / STATOR 60.12 Rotor Part # 1107083 60.12 Stator Part # 1107081	Pumping of grouts, self-leveling underlayments	Shotcrete	Grouts with 3/8" aggregate
	A	B	C
 Non-towing wheel kit Part # 1107633	✓	✓	✓
 33' of Ø 35 mm Material hose Part # 1107528	✓		
 33' of Ø 50 mm Material hose Part # 1107533	✓	✓	✓
 Standard grate for premixed material Part # 1107569	✓	✓	✓
 50 mm to 35 mm material hose reducer Part # 1106178	✓		
 Shotcrete gun Part # 1106250		✓	
 Pintle tow ring Part # 1107161	✓	✓	✓
 2L6 Rotor/stator kit Part # 1107088	✓		
 IM25L Rotor/stator kit Part # 1107149	✓	✓	✓
 Mix 360 Mixers - Electric and Gas Models Part # 194585, 1194578, 1194574, , 11945745, , 1194576	✓	✓	✓
 Mix 750 Mixer - Electric and Gas Models Part # 194640, 194644, 194645, 194646, 194648	✓	✓	✓

✓ Required ✓ Optional

STANDARD EQUIPMENT **3 PHASE**

- Three-phase 220V/60Hz motor – 10 HP 100% duty-cycle motor
- Electric control panel
- 60.12 rotor/stator
- Built-in low voltage electric remote control with 120' of cable
- 133' power supply cord
- Vibrating grid
- Accessory box

CONTROL PANEL **THREE-PHASE**



- 1 On/Off switch
- 2 Current supply light
- 3 Emergency stop button
- 4 Rotor/stator forward/reverse
- 5 Vibrating grate switch
- 6 Safety default light