


Apply Primer



Cut to Correct Length



Remove & Press in Place



Apply Latex-Modified Thinset & Install Tile



Premium Building Products That Protect

Protecto Wrap Company
1955 South Cherokee Street
Denver, CO 80223

800-759-9727
Fax: 303-777-9273

www.protectowrap.com

WHGS-300 (6/17)

INSTALLATION:

Follow flooring manufacturer's recommended installation instructions. Installation and subfloor requirements must also conform to TCA standards. Flooring and membrane must acclimate to job site conditions before installation. Concrete subfloors must be dry, clean and free of dirt, grease, wax, paint, oil or anything that would adversely affect adhesion of the Whisper Mat.

Subfloor must be checked for excessive moisture. If subfloor moisture/ vapor is beyond 4lb. emissions Whisper Mat CS membrane cannot be used (see "Limitations"). Leveling cements must be completely dry before membrane application.

Priming the subfloor: Always apply the Protecto Wrap #6000 primer to the subfloor and allow to dry (approx 20-30 min.) before installing the Whisper Mat CS to ensure a good bond.

Unroll Whisper Mat CS with the release liner side down. Cut the length approximately 12" longer than the distance to be covered

to allow for a trimmed fit. Fold back half of the length of the roll back over the other half of the material. Score through the release liner only, taking care not to cut completely through membrane. Pull release liner away from membrane where scored. As the release liner is pulled away, hand-smooth the membrane to contact the primed subfloor. Keep the release liner material close to the floor while pulling away, this will allow for a more controlled application of the membrane. Align membranes in a butt joint fashion making sure not to overlap seams.

Take note: there will be an immediate and aggressive bond of the membrane to the primed subfloor. Realignment of the membrane can be difficult once adhered to the subfloor.

After Whisper Mat CS is adhered, ceramic or stone tiles can be installed with a latex modified thin set meeting the ANSI 118.6 standard. Follow mortar manufacturer's recommendations for trowel size and open time. Continue to follow the TCNA's installation requirements through the remainder of the installation.

Accessories:

P.W. #6000 water based interior primer concentrate available in 1 gallon containers. Coverage area of approxi-mately 500 sq. ft. per gallon when diluted 2 parts clean water to 1 part concentrate.

Technical Data:

Thickness: 110 mils
Color: Grey Top, black adhesive bottom
Elongation: 500% minimum (rubberized adhesive only)
Application Temperature: 45° to 120° degrees Fahrenheit
In Service Temperature: -20° to 180° degrees Fahrenheit

Warranty:

Whisper Mat CS is warranted to be free of defects in manufacture for a period of 5 years. Protecto Wrap assumes no warranty as to the installation of its products. Should a Protecto Wrap product prove defective during the term of this guarantee, Protecto Wrap will pay for replacement of the portion of the installation that involves the defective product. This payment will include finish materials, labor and installation; provided the cost per square foot to Protecto Wrap does not exceed the original cost of installation per square foot.

System Performance:

Whisper Mat CS has been tested by the Tile Council of North America (TCNA) for system performance in accordance with ASTM C 627 (Robinson Type Floor Tester) and rated for light commercial applications.

Sound Control: Protecto Wrap's Whisper Mat CS has been tested by a certified independent acoustical laboratory in compliance with ASTM E90, ASTM E492 and ASTM E2179.

Application Standards:

ASTM C482 "Bond Strength of Ceramic Tile to Portland Cement"
ASTM C627 "Robinson Floor Test"
ASTM E492 "Standard Test Method for Laboratory Measurement of Impact Sound Transmission Through Floor-Ceiling Assemblies using the Tapping Machine"
ASTM E90 "Standard Test Method for Laboratory Measurement of Airborne Sound Transmission Loss of Building Partitions and Elements."

Protecto Wrap is a member of the following trade organizations:



Sound Control & Crack Suppression Membrane for Ceramic and Natural Stone Tile



Premium Building Products That Protect




Sound Control and Crack Suppression
Membrane for Ceramic and Natural
Stone Tile For:

New Construction, Remodeling, Residential & Commercial Construction

Whisper Mat® CS is a peel & stick sheet membrane that reduces impact and airborne sound transmissions, and isolates "finished" flooring from subfloor cracks. Designed for use with ceramic and natural stone tile where sound absorption is required, specified or desired.

Constructed of a Cross Linked Poly-Olefin foam sheet combined with aggressive rubberized adhesive and a polyester mesh fabric, Whisper Mat CS also has the flexibility and strength to withstand structural movement and concrete shrinkage cracks up to 3/8" without transferring stress load to finished tile. Additionally, excellent moisture resistant properties make this the most comprehensive underlayment product for ceramic and natural stone available.



PROPERTIES AND ADVANTAGES





- **Sound Reduction Ratings:**
 - 8" Concrete Floor with a Gypsum Board Ceiling Assembly: IIC 72 STC 72
 - 6" Concrete Floor: IIC 50 STC 55
- **Sound Transmission Reduction:**
 - Delta IIC 22
- **Moisture Resistant and Economical**
- **Anti-Fracture Resistant to 3/8"**
- **Thermal Insulation**
- **Light Commercial Load Rating**
- **Approved Over Radiant Heated Subfloors**
- **Uniquely Thin System (110 mil)**

Whisper Mat® CS Composite

Layers in order, top to bottom:

- Reinforced Polyester Mesh Fabric
- Aggressive Rubberized Adhesive
- Dense, Cross-Linked Poly-Olefin foam
- Aggressive Rubberized Adhesive
- Release Paper



Why Specify Protecto Wrap's Flooring Membranes?

Protecto Wrap Company has been manufacturing membranes since 1952 and has built a sound reputation for producing the highest quality products available. Our sheet membranes meet or exceed sound properties for almost any job specification. Protecto Wrap's strict quality control combined with committed research and development allows for production of the highest quality products available to the flooring and building industries.

Basic Uses: Whisper Mat CS is designed to be an underlayment for ceramic and stone tiles where transmitted or impact sound reduction is required. It may be applied to Subsurfaces meeting ANSI A108.01 Requirements including: concrete, plywood substrates meeting ANSI 108.1 gypsum underlayments, precast floor panels, Ceramic tile, terrazzo, natural stone, leveling and patching compounds, cement backer board, existing VAT and VCT. Whisper Mat is approved over radiant heated floors.

Limitations: Do not use solvent based sealants or sealers where contact with membrane may occur as they may deteriorate the product. Whisper Mat CS is not recommended for use on concrete floors when hydrostatic head pressure or excessive water vapor transmission exceeds 4lbs. (tested by "Calcium Chloride Test" method) or where constant water vapor transmission is present. Whisper Mat CS is not recommended for use where horizontal floor movement is greater than 3/8." Existing cracks larger than 3/16" should be prepared with proper backing material prior to installation of membrane. Mat CS is not recommended to cover joints or cracks larger than 3/8." For installation over plywood substrates, refer to TCNA Handbook Detail F147. For concrete expansion joints and Movement Joints refer to TCNA Detail EJ171. Installation procedures and job site conditions must be in accordance with flooring manufacturer's recommendations and TCNA installation standards. Whisper Mat CS is designed for thin-set applications. Installations requiring more than 3/8" of thin-set mortar need to be raised with a self-leveling compound or a pre-mortar bed and allowed to cure prior to installation of Whisper Mat CS. Use latex-modified thin set mortar meeting the ANSI 118.4. tile over Whisper Mat CS.

Composition and Materials: Whisper Mat CS is constructed of a top layer of Reinforced Polyester Mesh Fabric embedded into rubberized adhesive, a middle layer of dense cross-linked poly-olefin foam sheeting for additional sound reduction properties with a bottom layer of aggressive rubberized adhesive with an attached release liner for peel & stick application. The membrane is tacky on the bottom providing superior adhesion to concrete, steel and wood substrates. The Polyester mesh fabric top makes an excellent bonding surface for latex modified thin set mortars. Whisper Mat CS contains no V.O.C's and is environmentally safe which allows it to be used in confined areas. The aggressive rubberized adhesive retains its flexibility throughout the floor's life span and will not dry out or decay with time.

Size: Available in 36" x 40' rolls.

APPLICATIONS

The sound absorption properties combined with the anti-fracture properties makes Whisper Mat CS an excellent system to enhance ceramic and stone flooring installation performance in:

- **Condominiums**
- **Office Buildings**
- **Apartments**
- **Hotels**
- **Single Family Homes**
- **Schools**

