





ZIPPER 150

WSZIP150

- Cuts porcelain, granite, marble, single and double fired, brick, cement and more.
- Tilting motor assembly for bevel cuts 0° to 45°
- Sliding motor assembly.
- Belt driven 2.2hp motor.
- 110 volts. | 25 amps.
- 3,360 RPM | 2,400 blade rotation.
- Optimized motor torque and cutting capacity.
- Four readjustable polypropylene pulleys.
- Reinforced internal bearings.
- Cast and extruded aluminum framework.
- Extruded aluminum rail.
- Adjustable cutting depth.
- Maximum cutting depth 120mm in a single-pass; 240mm in double-pass.
- Adjustable square for long lasting precision.
- Telescopic legs with double-safety device.
- Floating blade guard remains in contact with tile.
- Accomodated 12" and 14" blade.
- Easy-to remove 10gal. polypropylene basin.
- Heavy duty water pump.
- Two jet nozzles for superior blade cooling.

CUTTING THICKNESS	MITER THICKNESS	CUTTING LENGTH	CUTTING WIDTH	DIAGONAL CUT	DIMENSIONS	UNIT NET WEIGHT
120mm	80mm	155cm	∞	109 x 109 cm	200 x 70xh 95cm	106kg
4 ³ / ₄ "	3 ¹ / ₈ "	61"		42 ⁷ / ₈ " x 42 ⁷ / ₈ "	78 ³ / ₄ " x 27" xh 37"	233.7 lbs.

ZIPPER SERIES



ZIPPER SERIES




ACCESSORIES



DSRDBC

Red brick dressing stone used for all diamond blades.
45 x 230xh 25 mm
1.75" x 9" xh 1"



WSEXTKIT

Folding side extensions and 90° sliding square for ALL Zipper saws.



WSBROLL

Side roller bench.
Free-standing 28"x20"
5-roller bench.
Adjustable legs.



WSMSQ

Easy to install side square. Set up on right side of saw.



WSTH150

Side roller bench.
Free-standing 28" x 20" work area with five rollers.
Adjustable legs.



WSSQ9045LEFT

Sliding square for 45° and 90° angles.



WSSQ9045

Sliding square for 45° and 90° angles.



WSSQ90

Sliding square for 90° angles.



WSMSQP

Side roller bench.
Free-standing 28" x 20" work area with five rollers.
Adjustable legs.



WS8FL

8" flange for 12" and 14" blade, provides maximum hold and rigidity.



WSMFKZ150

Manual feed kit with wheel for Zipper 150.